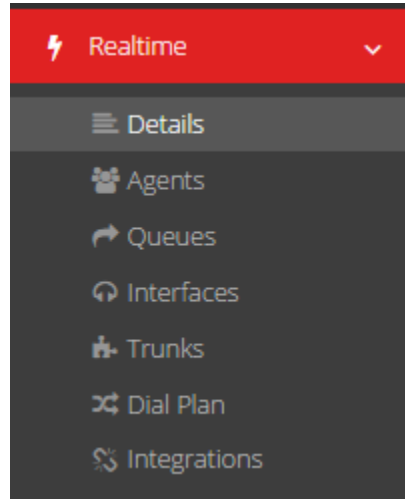


Realtime

This really useful section permits to the Contact Center Administrator to monitor Queues, Agents, Trunks, Integrations and Dial Plans in realtime.

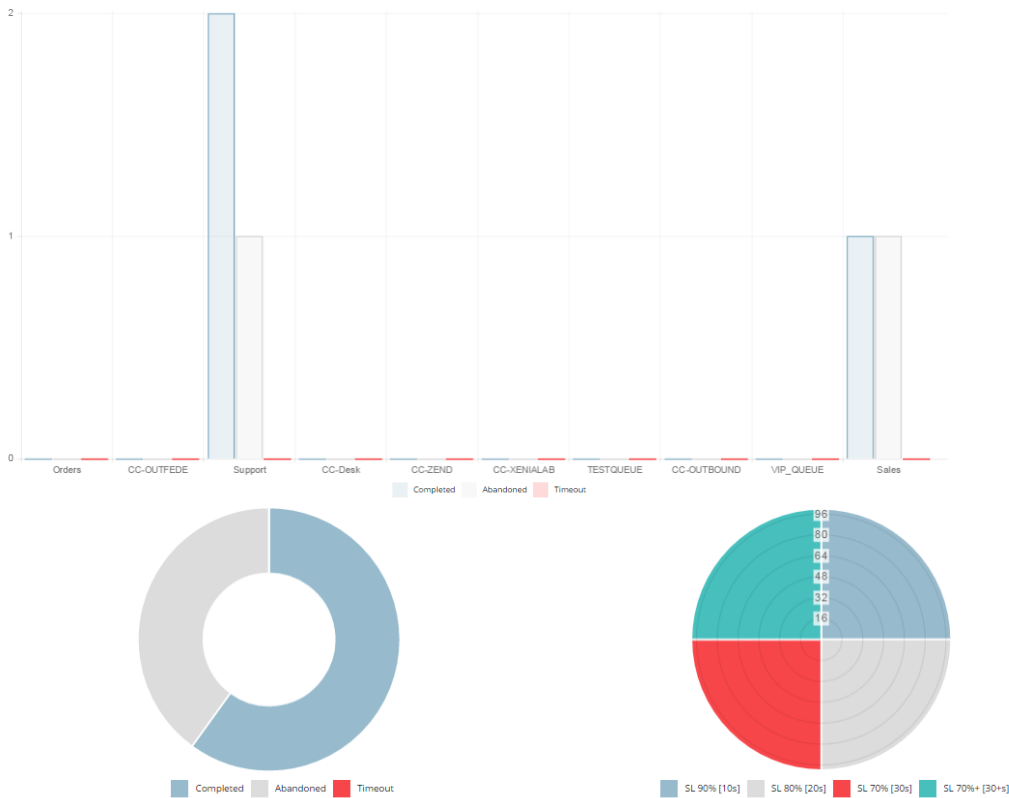
In particular, the Realtime section is divided into:

- Details
- Agents
- Queues
- Interfaces
- Trunks
- Dial Plan
- Integrations



Details











The graphs shows realtime information about Calls (completed, abandoned, timeout), for each Queue and globally, and the global Service Level.



Please note

To improve the dashboard and real-time performance, you can consider to disable the charts by setting the option "Show Charts" in Setting->General

The **Params** table shows realtime analytics about all the Queues, like the number of waiting and managed calls, the hold time, the number of completed and abandoned calls, the routing strategy, the weight and so on. The **Summary** table provides for each Queue information about the Agents status and waiting time, hold time and talk time. It's possible to reset the data clicking on the Reset button.

Params											Summary
Queue	Max	Strategy	Calls	Hold Time	Talk Time	Completed	Abandoned	Timeout	Service Level	Weight	Reset Stats
Orders	0	ringall	0	0	0	0	0	0	0.0% in 0s	0	 Reset
CC-OUTFEDE	0	rrmemory	0	0	0	0	0	0	0.0% in 0s	0	 Reset
Support	0	ringall	0	2	5	2	1	0	0.0% in 0s	0	 Reset
CC-Desk	0	ringall	0	0	0	0	0	0	0.0% in 0s	0	 Reset
CC-ZEND	0	rrmemory	0	0	0	0	0	0	0.0% in 0s	0	 Reset
CC-XENIALAB	0	ringall	0	0	0	0	0	0	0.0% in 0s	0	 Reset
TESTQUEUE	0	ringall	0	0	0	0	0	0	0.0% in 0s	0	 Reset
CC-OUTBOUND	0	rrmemory	0	0	0	0	0	0	0.0% in 0s	0	 Reset
VIP_QUEUE	0	ringall	0	0	0	0	0	0	0.0% in 0s	0	 Reset
Sales	0	ringall	0	0	3	1	1	0	0.0% in 0s	0	 Reset

Agents

The graphs shows the number of logged Agents, and which of them are on Pause, and the global Agent distribution (ready, unavailable, busy).



In the **General** tab you can see the list of logged Agents and for each of them the Status, the number of calls taken and made, info about their Queues and Pauses.

Here the Administrator can perform two actions:

- **add Agents on a specific Queue in realtime.** This is a **temporary** Agent-Queue association: when the agent logs out, the association will be deleted.
- **pause and unpause Agents,** selecting the pause type. This action involves all the Agent's Queues.

From the XCALLY version [2.4.48](#) the supervisor can read the **Pause codification name** and **Pause time** on the Status column.

Agents

Dashboard > Agents

General							Detail		
10	Search Agent								
Name	Status	Queue	Time	Calls	Info	Sip			
elton.john	TRAINING 00:02:55	--	--	#Taken: 0 #Made: 0 #RingNoAnswer: 0	#Queue: 1 #Pause: 1	OK	+ Add Queue	Pause ALL Resume ALL	
john.doe	COFFEE 00:02:50	--	--	#Taken: 0 #Made: 0 #RingNoAnswer: 0	#Queue: 3 #Pause: 3	OK	+ Add Queue	Pause ALL Resume ALL	
marco	TRAINING 00:03:29	--	--	#Taken: 0 #Made: 0 #RingNoAnswer: 0	#Queue: 5 #Pause: 5	OK	+ Add Queue	Pause ALL Resume ALL	
valerio	AFTERCALL 00:00:40	--	--	#Taken: 0 #Made: 0 #RingNoAnswer: 0	#Queue: 5 #Pause: 5	OK	+ Add Queue	Pause ALL Resume ALL	

Page 1 of 1 | Total: 4

From the XCALLY version 2.4.26 the supervisor can directly Switch from one Pause type to another one, without the need to click on Resume.

General							Detail		
25	Search Agent								
Name	Status	Queue	Time	Calls	Info	Sip			
e.brown	PAUSE	--	--	#Taken: 0 #Made: 0	#Queue: 5 #Pause: 5	OK	+ Add Queue	Resume ALL	
abigael.yifru	READY	--	--	#Taken: 0 #Made: 1	#Queue: 5 #Pause: 0	OK	+ Add Queue	Pause ALL	
andrea.bianco	UNAVAILABLE	--	--	#Taken: 0 #Made: 0	#Queue: 2 #Pause: 0	ERROR	+ Add Queue	Pause ALL	

Page 1 of 1 | Total: 3

In the **Detail** table there are more specific information about the Agents-Queue association, as the number of calls managed by an Agent in a specific Queue and when he had the last call in a specific Queue.

From this view the supervisor can:

- set the pause status for each Agent on a single specific Queue, thanks to the Pause/Resume button.
- remove one single Agent from a Queue in realtime, thanks to the Remove button.

Sales								
Name	Status	Queue	Time	Calls	Penalty	Last call		
abigael.yifru	TALKING (0)	--	--	#Taken: 0	Penalty: 0	--	Pause	Remove
e.brown	READY	--	--	#Taken: 0	Penalty: 0	--	Pause	Remove

Support								
Name	Status	Queue	Time	Calls	Penalty	Last call		
abigael.yifru	TALKING (0)	--	--	#Taken: 0	Penalty: 0	--	Pause	Remove
e.brown	PAUSE	--	--	#Taken: 0	Penalty: 0	--	Resume	Remove

Queues

Waiting Calls and Current Calls

These two sections contain, in realtime, the list of all the Waiting and Current queue calls.

When a call is answered, the corresponding row will disappear from the Waiting Calls section and appear in the Current Calls section.

For each call there are data about the Queue, the Caller, the Current position in the Queue.